

The Fly Line

Monthly Newsletter of the North Louisiana Fly Fishers



April 2015

Volume 1, Issue 3

April Meeting Topic

This month, club members Erik Dilts and Frank Harmon will share their experiences from a recent flats fishing adventure to El Pescador Lodge in Belize. If flats fishing is on your bucket list, then

Rex White and Jon Harmon, to Belize in October 2014. Despite some



travel and weather challenges, everyone caught their share of fish, and they even have a few good photos to prove it. During the presentation, Erik and Frank will share their traveling and angling experience, as well as lessons learned for folks that might



want to take a similar trip.

For those interested in coming out early, they'll also demonstrate how to tie a bonefish fly or two.



come out and learn more on what Belize has to offer the traveling fly fisherman... one of the best shots at completing the fabled Grand Slam of bonefish, permit, and tarpon on the fly. That's certainly what lured Erik, Frank,

Inside this issue:

March Meeting Re-cap	2
April Kayak Raffle Drawing	3
2015 NLFF Executive Committee	3
Fly of the Month	5
A Note from Our Program Director	7
Founding of the NLFF	9
From Our Members	9
Smartphone Reminders	11
NLFF Calendar	13
Weekly Fly Tying Gathering	13
Upcoming Events	14

"Only an extraordinary person would purposely risk being outsmarted by a creature often less than twelve inches long, over and over again." ~ Janna Bialek



March Meeting Recap

March was our 6th annual “Chili and Flies” meeting. We had a great turnout as expected. Who wouldn’t want to sample some great tasting chili recipes? We’re sorry there are no pictures of the various chilies, but no one wanted to brave getting between the samplers and the crock pots! We did, however, get pictures of the chili cook-off winner and the fly tying activities. One even included a suspicious bottle of pink stuff! We



Ron Harmon - Chili Cook-Off Champ

would like to congratulate Ron Harmon for being the NLFF’s Chili Cook-Off winner for 2015! Ron’s 4-meat chili (Elk, Deer, Pork and Beef) was the winning combo this year. His victory won him a \$25 Bass Pro Shops gift card.

The fly tying contest was conducted by Frank Harmon. He provided the hooks and many animal

hides including opossum and skunk! Hair ranged from stiff to soft and straight to wiry. Participants used their own thread and could use eyes if they wanted but nothing



Jamie Franklin

else that wasn’t provided. There was one more stipulation however - each fly must use some hair from the coyote hide. That hair proved difficult for some of the tiers to incorporate into their creations as it was very stiff and wiry.

The fly tying contest was divided into two categories: the trout/small species fly and bass/large species fly. Participants could enter a fly in one



Jamie Franklin's Hair Jig

or both categories. We had a range of entries from contestants



Steve Oliver

young and old; some that were experienced tiers and others that are just learning the basics. Every entry in both categories looked as if they would catch fish. There were some great looking flies but we could only have one winner from each category. Everyone that was in attendance was invited to examine each fly and vote for their favorite.



Steve Oliver's Hair Mouse

The winner of the small fly category was Jamie Franklin with his Bead Head Hair Jig. The large fly category winner was Steve Oliver’s Hair Mouse. For their efforts, each won a Bass Pro Shops \$25 gift certificate. Congratulations to them both!

Kayak Raffle Drawing This Month!

Our kayak raffle is almost here! Tickets are \$25.00 each and will be limited to 200 sold although current estimates put sales at around the 100 mark. The drawing (\$1280 value) will be held during our April 14th meeting and you need not be present to win.



Native Watercraft Slayer 14.5 in "Lizard Lick" Green

There are two more big opportunities to snag a ticket if you haven't done so yet (or if you want another one to increase your odds). We will be selling tickets and have the kayak on display April 10-11th at the Caddo Conclave. (See ad on page 4.) The other chance to get a chance is at the April 14th NLFF meeting before the actual drawing.

This raffle supports our club activities so get your tickets soon and thanks in advance for supporting our club. See Steve Oliver at any club meeting or function to purchase tickets via cash, check or credit card or for more information about the kayak.

Here are some various review quotes from YakAngler Magazine:

"This yak is a paddling machine. Easy to start up, easy to turn (sometimes a challenge in a long yak), and very easy to enjoy."

"I fly fish some so open deck was great, but standing up to sight cast on the flats here in Texas is essential. I can stand up and pole around looking for fish without ever feeling wobbly or uneasy."

"It's apparent that the Slayer 14.5 was built FOR FISHERMEN. It does its job well. High points are the stability and features. The downsides are it is not a speed demon."



"The seat is awesome, it's comfortable and has a high-low option. There are molded in tackle boxes on either side of the seat which I love. The rail systems...are great and make the kayak easily con-

2015 NLFF Executive Board

President	Thomas (Bud) Bethea
Treasurer	Tom Bullock
Secretary	Steve Oliver
A/V Specialist	Steve Oliver
Banquet Director	Linda Bethea
Conservation	Scott Irwin
Membership	Frank Harmon
Newsletter Editor	Steve Oliver
Social Media	Frank Harmon
Programs Director	Scott Irwin
Webmaster	Frank Harmon
Member at Large	Judy Thomas
Member at Large	Rush Clay
Member at Large	Joe Dollarschell

vertible from flats fly fishing to deep water jigging or any application you prefer. The open bow was a huge deciding factor for me, I love the versatility of it and the ability to actually access my front storage on the water. As an added bonus, Native has a fish bag that fits that hatch perfectly and is a must have. The large number of oversized scuppers is also great and helps drain the yak quickly."

The Native Watercraft Slayer 14.5 would be a great first kayak or a nice addition for any fisherman, not just fly fishermen. And the "Lizard Lick" green color looks great! Purchase a ticket or two before it's too late and GOOD LUCK!

Caddo Conclave 2015

***Located on beautiful Caddo Lake near
Karnack Texas at Caddo Lake State Park***

April 10 & 11

Registration \$10 per person, maximum \$20 per family

Friday: Doors open at 5:00 p.m. Pot Luck Supper!
Bring enough for you and one other family.

Saturday: Breakfast at 8:00 a.m.
Provided by North Louisiana Fly Fishers
Lunch provided by East Texas Fly Fishers

**Speakers throughout the day
Bring your fly tying equipment!**

Plenty of fishing is available on Big Cypress Bayou at Caddo Lake State Park.
Feel free to camp, rent a cabin, or commute to the event.

Caddo Lake State Park 903-679-3351
For more info contact Mike Hawkins 903-736-1887
or Scott Irwin 318-742-2190

April Fly of the Month Sponsored by Bass Pro Shops®

Last month, the fly we featured in our Bass Pro Shops workshop was the Tussel Bug. With the fishing starting to shift towards warmer waters around here, the Tussel Bug is perfect as it is a great warm water fly that will catch bream, crappie, bass, and the occasional catfish. Fish love this fly and will hit it hard. Work the tussel bug by stripping it, trying different retrieval speeds. Fish will inhale it while it sits on the bottom, and at other times they like it stripped fast.




The Tussel Bug is a woven fly. Woven flies are very insect-like with their segmented and striped bodies. Their appearance is appealing to both fish and humans. Although the weaving technique is simple to master, a woven body is certainly worth the extra effort as they are extremely durable. You will probably lose them before you wear them out. Once you learn the technique you can turn out the flies very quickly.

Materials:


Hook: size 10–14 Mustad Streamer
Thread: 8/0 Uni Thread
Eyes: Dumbbell or Bead Chain
Body: Embroidery Thread or Chenille (yellow and orange, orange and black, black and green, green

and white, etc.)
Tail: Crystal Flash in same colors as thread

Recipe:



Place the hook in the vise and wrap a thread base halfway back to the bend.




Wrap thread forward to a point about the length of the dumbbell eye from the front of the hook. Tie in eyes using figure eights.



Wrap thread back to just before the bend.



Take two strands of crystal flash and double them over 3 times. Tie this in on top of the hook shank. Wrap thread forward, trim front end of crystal flash. Trim rear of crystal flash in random lengths with the longest about $\frac{3}{4}$ as long as hook shank. Wrap the thread back to hook bend.




Tie in two different colored strands of embroidery thread or chenille about six or seven inches long, and wrap tying thread forward to just behind dumbbell eyes

(Continued on page 6)

April Fly of the Month

(Continued from page 5)

leaving about an inch of embroidery thread or chenille overlapping the eyes.



Fold front of embroidery thread or chenille back down the hook shank toward the bend, about 1/3 of an inch, wrap with tying thread and trim embroidery thread or chenille. This makes your tapered body.



Bring your tying thread forward to just behind eyes. Put a drop of superglue in front on figure eight wraps where the eyes meet the hook shank. Do a couple more fig-

ure eight wraps over wet glue, and trim tying thread. Invert the hook in the vise (the hook rides up on a tussle bug). Now you are ready to begin weaving the fly body.


The Tussle Bug involves a simple "granny knot" type weave. To accomplish this, two contrasting colors of material are tied onto a hook. The weave starts at the rear of the hook just before the bend. After your two strands of material are tied in, do a half hitch and cut off the tying thread. Turn the vise to a position where the hook eye faces you. Let both strands of material hang down naturally below the hook.

Tie a granny knot with the two




strands, MAKING SURE THE DARKER STRAND IS BEHIND THE LIGHTER ONE WHEN YOU BEGIN THE KNOT. Do not pull the tag ends of the strands to tighten the knot just yet.

Separate the darker strand from



the lighter one with your fingers and put the dark one on top of the hook shank and the lighter one below the shank. Now, pull on the tag ends of the strands and tease the knot as far back on the shank as possible.




Repeat this process until you reach the eyes, making sure the dark strand is in the back of the granny knot when you begin, and the dark strand ends up on top of the hook when you separate the two strands. After a few of these knots you will see a very nice woven body pattern start to emerge.

(Continued on page 7)


April Fly of the Month

(Continued from page 6)



Hold the two tag ends of woven threads together and twist them into a "rope" about 3 times and lay across the eyes. Tie it off just in front of the eyes and trim excess.

Wrap tying thread to make a nice head, whip finish, and cement



the head. That's it, you're done!

Next Issue

May Fly of the Month:

The Elk Hair Caddis

A Note from Our Program Director

I have a favor to ask you.....

My main goal as Program Director of the North Louisiana Fly Fishers is to make the meetings worth your time and attendance. In order to do this, I work with the board to arrange the widest variety of topics possible.

In case you haven't noticed, we do not live in a hot bed of fly fishing activities. That would be Mountain Home Arkansas, or out west amongst blue ribbon fly fishing streams. Here in the Ark-La-Tx, we have to work hard to create a fly fishing culture in our community.

To many, we seem sort of like a fish out of water. "Surely you can't fly fish around here" many people exclaim when

they visit us at Bass Pro during fly tying demonstrations. Of course, we all know you can fly fish here. But the best part is we can be at the ocean in 4 hours or in trout streams in 2 hours... easy day trips for varied fly fishing excursions. Warm water, cold water, and salt water are all

possible portions of our fly fishing diet. Many places do not have that luxury. So when it comes to planning speakers for our club, we try to offer a variety of presentations. Lately we have had presentations on the white bass of the Sabine River, monster trout in Canada, bass fishing on Black Lake, and trout near Broken Bow Oklahoma.

We all live busy lives and often we simply don't have time to get on

(Continued on page 8)

A Note from Our Program Director

(Continued from page 7)

the water as much as we would like. These presentations at our monthly meetings give us a chance to have a little hour long "vacation" from our jobs and busy lives. Hopefully it gives you a new line of thinking and new places to explore to have a beautiful fly fishing experience.

Often, in the spring and summer, our club has an attendance slump. I certainly understand that you have vacations planned, and family obligations. We all miss a meeting every now and then. But I encourage you to circle the date on your calendar... the second Tuesday of each month at 6:00pm. Set your smart phone to remind you an hour

before the meeting. It is easy to forget a fly fishing meeting tucked in the middle of the week.

Now for the favor I need to ask of you... please attend the NLFF monthly meetings if you can. We have a series of speakers coming up - some of which are driving hundreds of miles to visit our club. The bigger audience for these speakers means that we can book more and more prominent speakers. We also try to work in a local member from time to time. The next 5 meetings are called the Spring/Summer Super Series:

- April 14: Belize Bone Fishing
- May 12: Fly Fishing the Smoky Mountains
- June 9: Secret fishing holes of the Lower Mountain Fork near Beavers Bend
- July 14: Smallmouth Bass fishing on the Caddo River
- July 25: Masters Series with nationally recognized fly fisherman Davy Wotton (requires advance registration of \$35)
- August 11: Exploring the beautiful Current River in Southern Missouri

The adventures of a lifetime await you. We look forward to seeing you at the next meeting.

Scott Irwin

Programs Director

A hobo approached a man passing on the street.

"Excuse me, sir. Can you give me some money for a meal?"

"If I give you twenty dollars, will you spend it on alcohol?"

"Oh no. I used to drink, but I gave it up years ago!"


"Well, would you spend it on guns and hunting equipment?"

"No! I've never been hunting in my life."

"What about fishing?
Would you blow this money on fishing?"

"No! I've never cared a thing about fishing, either."

"Okay, I'll give you twenty dollars, but first my wife needs to see what happens to a man who doesn't drink, hunt, or fish!"



The Founding of the NLFF by Jeff Guerin

Well, I looked and looked through all of the dozens of hard copies I still have of NLFF club newsletters and failed to find the very first newsletter I put out following the organization of the club. I know I've had that in my possession for years, but now it's not with all those others for some reason... I still think I must have it, though. It was a one page "letter", typed on an old Remington typewriter (*I was an aspiring outdoor writer at the time*) thanking those who showed up for the organizational meeting of the North Louisiana Fly Fishers

and announcing when the next meeting would be held!

This all got started in late 1983, some time after Jim Simpson and I had randomly run into each other at King's Hardware on Line Ave., both looking for stuff that we could use for fly tying! He said he had an old buddy who was into fly fishing like him – one Kyle Moppert. The three of us started tying flies together at my house for months.

When a friend of Kyle and Jim did a newspaper article about a

trip they had made together to the Little Mo', they were tracked down by attorney Glenn Walker. Glenn was as excited to see the article as the three of us had been to hook up and he called Jim and Kyle! Walker knew Mel Horton who owned Toad Road Tobacco Shop and suggested that we should all get together!

Of course, we did and we started hanging around "The Toad's" as Mel's was widely known. We set up a kind of community fly

(Continued on page 10)

From Our Members

When one schedules a fishing trip in Florida late in the month of March, one can be reasonably confident in good weather, warm temperatures, and good fishing. Well 2 out of 3 isn't always bad. As luck would have it, my friend's daughter had a wedding on the beach at the end of March on the Emerald Coast of Florida. My wife and I thought it would be a great chance to escape the rain in north Louisiana, and while down there, why not schedule a day of fishing while waiting for the blessed wedding event on Saturday evening. The wind was 6-8

miles per hour, and not a cloud in the sky. Great weather. Except that the cold front that moved in the



day before the wedding had morning temperatures in the low 40's, with a high in the mid 50's. So much for warm weather.

The surface temperature of the

water dropped 12 degrees the day before we arrived, pushing all the fish down deep to stay warm.

The least affected of the gulf fish by this would be redfish, so that was the target of the day. This was a run and gun day, looking for diving pelicans, gulls, and loons. The schools of reds that patrol the bays this time of year feed primarily on large schools of baitfish. This pushes the bait up near the surface, where the birds feast on the lethargic bait fish because of the cold water temperatures. Each group of birds that you

(Continued on page 10)

April Fly of the Month

(Continued from page 9)

find, you get one really good shot at launching a full sinking 350 gr line with a big clouser into the melee, and if you are lucky, you may get bit.

Such was the day as I had a numb hand from the cold where I could barely feel my fly line, but catch fish, I did. These were big

bull reds, and they were hungry for what I was offering. The total for the morning was 7 fish hooked up, 4 landed that were between 15 and 20 lbs each, and 3 that broke off that were bigger than any that I

landed. The day finally warmed to 65 for the wedding, the matrimonial bliss was finished, and my day



was complete.

Frank Harmon

The Founding of the NLFF

(Continued from page 9)

tying bench there and Mel allowed us to come to the shop and just sit and tie. Toad Road (possibly where the "Home Again" shop on Youree Dr. at Southfield is now, or at least next to it) was a rather eclectic place at the time, home to pipe and high end cigar enthusiasts, serious dart aficionados, and a few fly fishers – us!

Back then we all suffered from the illusion that each of us had to be the only ones in Shreveport who owned a fly rod! We spent afternoons fishing at what was affectionately known as Zeke St, behind the now new car wash at East Kings and Shreveport-Barksdale!

Walker's suggestion, we decided to put a notice in the newspaper (What? No internet???) and spread hand written fliers that there would be an "organizational" meeting for fly fishers at Mel's. We quickly found out there was quite a bit of interest when some days later, thirteen people arrived at Toad Road and the North Louisiana Fly Fishers was created! Early on, we had a three man Board that did the governing of the club and it was some years before it was even suggested that we create the positions of President and Treasurer. Of course, early on there was no treasury to oversee! It was mostly a bunch of folks getting together to talk about gear and flies and where we could go fish!

least. Ten years later there were over one hundred members, and after predictable highs and lows, the NLFF is as strong as ever!

Jeff Guerin

Guide and Casting Instructor
www.littlemissourifyfishing.com
jeffonthelilmo@gmail.com

Editor's Note:

Although the New Orleans fly club is the oldest fly club in Louisiana, the NLFF can claim the honor of being the first International Federation of Fly Fishers (IFFF) affiliated club in Louisiana. (Our application beat theirs by a matter of weeks!) Next month, see how the NLFF is affiliated with the IFFF.

In the summer of 1984, at Glenn

Humble beginnings to say the

Setting Up Recurring Events on Smartphones

Ever needed to setup a recurring event with an interval such as “the second Tuesday of the month” on your smartphone? While Android has been able to do this for quite some time, this feature has just become available in a recent iOS upgrade. Now that this option is available on all smartphones, we are going to provide detailed instructions for Android and iPhones using our club meeting as an example.

For iPhone users:

Tap on the Calendar App.

Tap the “+” sign in the upper right hand corner.

Under “Title” type *NLFF Meeting*.

Move down to “Start Time” and enter 6:00 pm.

Tap “Repeat”, then “Custom” and “Frequency”.

Move dial to “Monthly” and tap “on the...”.

Move dial to “second”.

Move dial to “Tuesday”.

Tap “<repeat” in the upper right.

Tap “<New Event”.

To add a reminder, scroll down and tap “Alert” and select the alert you would like.

Tap “Add” in the upper right hand corner.

Done!

For Android users:

Tap on the Calendar App.

Locate the date of the next meeting on the calendar and long-press it.

Tap the drop-down box.

Here you can select either phone or your email address. (Select phone to get a notification on just your phone. Select your email address to get an email notification sent. *(Hint: If you select email, you will get an email on all your devices, ie phone, tablet, laptop, etc.)*

Type “NLFF Meeting” on Event name.

Tap the drop-down box with the time in it and set it for 6:00 PM.

Tap the Details button.

Scroll down to REPEAT and tap the drop-down box.

Tap “Monthly (every second Tue)”

Under Repeat until, select “No end date” and tap “OK”.


Scroll down to REMINDERS and set the reminder time and type.

If you want other reminders, tap the “+” next to Add reminder.

You can get creative with the reminders. For instance, mine is set for “1 day before” so I can plan my day, “1 h before” so I can be there on time, and “On time” so I can get the meeting started on time as one of my duties as NLFF Secretary.

While it has been frustrating in the past to not be able to set up recurring events on the iPhone, we hope these instructions help you figure out how to set recurring events in your calendar whether it be an Android phone or an iPhone.

Editor’s Note: I would like to thank Scott Irwin for providing the iPhone instructions and the general idea for this article.



6th ANNUAL WORLD CHAMPIONSHIP BASS ON THE FLY FISHING TOURNAMENT

LAKE FORK, TEXAS, USA at Lake Fork Marina

SATURDAY MAY 2, 2015 6:00AM- 2:00PM

RODS, REELS AND FLIES MUST BE EXCLUSIVELY FOR FLY FISHING.
THIS IS A CATCH-PHOTO-RELEASE TOURNAMENT.

CATEGORIES:

BOATERS: 1-2 PERSON TEAM, 5-FISH PHOTOS, TOTAL LENGTH; BIG BASS.
NON-BOATERS*: INDIVIDUAL, 5-FISH PHOTOS, TOTAL LENGTH; BIG BASS.
(*kayak, float tube, pontoon, or bank fishermen. No power.)
CLUB TROPHY: 3 BIG FISH, total length for Club/Organization.

COST: \$60/PERSON, includes \$5 big bass pot. Optional \$5 big sunfish pot.

PAYOUT: 1-\$1200, 2nd-\$800, 3-\$500, 4-\$300, 5-\$200, 6-10 \$100.

Big Bass - \$300, \$200. (Based on 100 entries.)

PLANNED ACTIVITIES:

**FRIDAY - 10am-4pm FREE CASTING CLINICS HOURLY, PRODUCT BOOTHS, KAYAK
DEMOS, CASTING CONTESTS FOR PRIZES;**

**SATURDAY - 9am-NOON FREE CASTING CLINICS HOURLY, KAYAK DEMOS,
DRAWING FOR PRIZES AFTER WEIGH-IN.**

**NEW! FRIDAY 3-6pm optional BIG SUNFISH TOURNEY \$10. Pot Luck FISH FRY at
6:30pm.**

**REGISTRATION: By MAIL To: Bass on the Fly, P.O.Box 173, Yantis, TX 75497. If received by
April 18 get *FREE BASS FLY AND BE ELIGIBLE FOR DRAWING FOR A NEW FLY ROD.***

ON SITE registration Noon-9:00PM Friday or 5-6:00AM Saturday, cash only.

**CHECK-IN: ALL CONTESTANTS MUST CHECK-IN AT THE TOURNAMENT SITE
FRIDAY or BEFORE 6:00am SATURDAY.**

**NEW! Your camera must be able to connect to a hdmi or usb port to display your photos on a
laptop.**

Check the website, www.bassonthefly.org, for more info. or Contact twarren60@gmail.com.

ENDORSED BY THE FEDERATION OF FLY FISHERS - TEXAS COUNCIL.

**SPONSORS: Temple Fork Fly Rods, Skeeter Boats, Buffs Headware, Umpqua Flies, Tailwaters,
Brothers Flies, Ranger Boats, Cabela's, Simms, Redington, Rio Lines, Mariner-Sails, Lake Fork
Marina, Lone Star Fly Fishers, Cliffs and Gypsy Jack Lures.**

Produced by Bass on The Fly, LLC

NLFF Calendar



Apr 10-11th: **Caddo Conclave.** Caddo State Park, Karnack, TX. Joint conclave with the East Texas Fly Fishers. NLFF provides breakfast and ETFF provides lunch. More details to come.

Apr 14th: **NLFF monthly meeting.** Red River Wildlife Refuge, 150 Eagle Bend Point, Bossier City, LA. Social hour at 6pm, meeting starts at 7pm. Eric Dilts will conduct a presentation on his Belize trip. Don't miss this!

Apr 16th: **Fly Tying Workshop.** White River Fly Shop in Bass Pro Shop in Bossier City, LA., 6:00-7:30pm. Joe Dollarschell is tying an Elk Hair Caddis.

Apr 25th: **NLFF's annual "Spring Thaw".** At Ivan Lake. More details at our April 14th meeting.

Apr 28th: **NLFF Executive Board meeting.** 6:00pm at Bass Pro Shop in Bossier City, LA upstairs in the conference room directly across from the elevator. Any club member is welcome to attend.

May 12th: **NLFF monthly meeting.** Red River Wildlife Refuge, 150 Eagle Bend Point, Bossier City, LA. Social hour at 6pm, meeting starts at 7pm. Don Kirk from "Southern Trout" will be speaking about where to fish in the Great Smokey Mountains.

May 21st: **Fly Tying Workshop.** White River Fly Shop in Bass Pro Shop in Bossier City, LA., 6:00-7:30pm.

May 26th: **NLFF Executive Board meeting.** 6:00pm at Bass Pro Shop in Bossier City, LA upstairs in the conference room directly across from the elevator. Any club member is welcome to attend.

Jun 9th: **NLFF monthly meeting.** Red River Wildlife Refuge, 150 Eagle Bend Point, Bossier City, LA. Social hour at 6pm, meeting starts at 7pm. Eric Dilts will conduct a presentation on his Belize trip. Don't miss this!

Jun 18th: **Fly Tying Workshop.** White River Fly Shop in Bass Pro Shop in Bossier City, LA., 6:00-7:30pm.

Jun 23rd: **NLFF Executive Board meeting.** 6:00pm at Bass Pro Shop in Bossier City, LA upstairs in the conference room directly across from the elevator. Any club member is welcome to attend.

July 25th: **NLFF's 3rd Annual Master's Clinic.** Program: Davy Wotton will present "Mastering the Nymph - Means, Methods and Techniques". 9:00am-5:00pm. Admission Fee - \$35.00 limited to 75 pre-registered attendees. Lunch will be provided.

Color Coding Key

Red:	Monthly Event/Outing
Blue:	Monthly Meeting
Green:	Fly Tying Workshop
Orange:	Board Meeting

NLFF Weekly Fly Tying Gathering

"Tying Flies and Telling Lies"

Join us every Thursday for fly tying at the Bass Pro Shops Bossier City location. We have our usual Bass Pro Shops sponsored fly tying event every 3rd Thursday of the month that is geared toward tying introductory flies and attracting curious onlookers to come to one of

our meetings. Materials are provided by Bass Pro Shops which is greatly appreciated. On all other Thursdays we just meet up to practice tying and tell some lies tales. Bring your own equipment and materials. This is great to get some help from a fellow tier with the more sophisticated flies or with a

technique that you want to practice. Remember, practice makes perfect. So join us every Thursday at Bass Pro Shops for our weekly Fly Tying Gathering. Call Jim Gamble (318-455-0137) at Bass Pro Shops to give him a heads up that you will be there so he can get the right number of tables set up.

Upcoming Events

Apr 10-11th: "Caddo Conclave". Caddo State Park, Karnack, TX. Joint conclave with the East Texas Fly Fishers. NLFF provides breakfast and ETFF provides lunch. Details on page 4.


Apr 20th: East Texas Fly Fishers (ETFF) monthly meeting. Jalapeno Tree Mexican Restaurant, 508 N. Eastman Rd, Longview, Texas. Meeting starts at 6:30pm. Program: Spring Fly Fishing.

Apr 21st: Bayou Chapter of the Ozark Society (BCOS) monthly meeting. Carlisle Auditorium on the first floor of Mickle Hall on Centenary Campus. Meeting starts at 6:30pm.

May 2nd: Annual "Bass on the Fly" tournament on Lake Fork. More details to come at our April meeting.

May 3-5th: "Reel Recovery Retreat". Broken Bow, OK. For more info, go to www.reelrecovery.org

Jun 26-28th: "Grand Isle Fly Fishing Weekend". Grand Isle, LA. A great tradition since 1990... the Red Stick Fly Fishers joined by members of other clubs in Louisiana and Mississippi. Weekend surf, marsh, and inshore fishing the Cajun Bahamas for a wide variety of species. Check www.rsff.org for details.



North Louisiana Fly Fishers

First IFFF Affiliated Club in Louisiana

P.O. Box 8542

Shreveport, LA 71108-8542

email: nlffclub@gmail.com

We're on the Web!

www.northlaflyfishers.org

Founded in 1984

Serving the Ark-La-Tex for over 30 years

It is the charge of the North Louisiana Fly Fishers to afford the general public and our members in particular, a better understanding of Fly Fishing, Fly Tying, and Rod Building. We wish to perpetuate the sport as a most pleasurable and exciting fishing method and provide education, instruction and the opportunities for relaxation to the membership.

The North Louisiana Fly Fishers (NLFF) Club serves the Ark-La-Tex area surrounding Shreveport. As the closest cold water fishery, we consider the Little Missouri (Little' Mo) River near Murfreesboro, AR our home waters. We also fish the local rivers and lakes. We even have a growing group of kayak fishermen that, as well as the local rivers and lakes, will fish the gulf coast marshes for some saltwater action!

We meet the second Tuesday of every month at the Red River Wildlife Refuge (150 Eagle Bend Point, Bossier City, LA). Meeting starts at 7pm but come about 6pm to visit, tie flies and practice casting when the weather permits. See you there!