


The Fly Line

Monthly Newsletter of the North Louisiana Fly Fishers

August 2016 Volume 2, Issue 8



Inside this Issue:


July Meeting Recap	2
2016 NLFF Executive Committee	2
5th Annual Masters Series Guest Speaker Announced!	3
Fly of the Month	4
Bluegill: Fly Fishing's Magic Bullet	6
4th Annual Masters Series Summary	9
NLFF Calendar	10
Upcoming Events	11
About the NLFF	11

August Meeting Topic

This month, we have the pleasure of having Richard Ramsey talking to our club about trout fishing on the White and Norfolk rivers in Northern Arkansas where he guides, lectures and teaches. I have heard him talk about fly fishing during a recent trip to the Norfolk and can't wait for him to address our club.

Being 84 years old, imagine the knowledge of fly fishing those two rivers for almost 3/4 of a century that he has accumulated. He still ties his own flies for the White and Norfolk rivers in various sizes at the

way down to size 26! In fact, part his income is from selling his flies- \$1.00 each. The cost of partaking in his accumulated knowledge- attend the Aug 9th meeting. Having someone else tie those extremely small flies- PRICELESS!

Since he is driving in 325 miles from north Arkansas, let's show Richard some love by having a good turnout and stocking up on some of his flies. I don't know about you but having someone else tie those small flies for me for only \$1 each is a bargain! 



Left: One of Richard Ramsey's size 16 "Christmas Tree" flies next to a grain of rice. Above: Some of his "larger flies".

*** Notice ***

NLFF club members please add the club email address to your address book. Otherwise, you might not receive some club emails. The address is:

nlffclub@gmail.com

"Something to think about: If you fish the wrong fly long and hard enough, it will sooner or later become the right fly."

~John Gierach



July Meeting Recap

Benjamin Woodard, a guide on southern Arkansas rivers and streams, was our guest speaker in July. Ben discussed what flies to use, techniques to catch smallmouth and where to catch them.

Stay away from the touristy areas or visit the



A Beautiful Mid-Morning on a Southern Arkansas River

the river. These rivers are great for a float trip. Whether you bring your own or rent from the various outfitters, a kayak or similar watercraft and even a sit in float tube will do.

A club outing with Ben is currently in the works so stay tuned for more details during this month's meeting.

area during school and you may not see another person all day on



2016 NLFF Executive Board

President	Steve Oliver	318-349-6411	sdoliver012@gmail.com
Treasurer	Tom Bullock	318-393-7729	twbullock@aol.com
Secretary	TBD		
A/V & Technical	Steve Oliver	318-349-6411	sdoliver012@gmail.com
Conservation	Scott Irwin	318-469-0854	scottpeggy2004@gmail.com
Membership	Frank Harmon	318-470-2646	qualey99@mac.com
Newsletter Editor	Steve Oliver	318-349-6411	sdoliver012@gmail.com
Social Media	Frank Harmon	318-470-2646	qualey99@mac.com
Programs Director	Scott Irwin	318-469-0854	scottpeggy2004@gmail.com
Webmaster	Frank Harmon	318-470-2646	qualey99@mac.com
Member at Large	Thomas (Bud) Bethea	318-464-5104	thomasbethea@hotmail.com
Member at Large	Brett Rowell	318-207-6097	brett@brownbuilders.com
Member at Large	Chris Pierce	318-347-0494	cpierce@hotmail.com

NLFF's 5th Annual Masters Series**-Submitted by Tom Bullock**

GEORGE DANIEL IS COMING TO OUR CITY

The dust hardly settled from fly fishing's world renowned icon Bob Clouser's completion of North Louisiana Fly Fishers' (NLFF) 4th Annual Masters Series in Bossier City than the NLFF scored a massive coup. The NLFF was able to fit into George Daniel's already full 2017 schedule and acquire him to conduct the 5th Annual Masters Series on July 22nd 2017. This clinic will be held, as have all past Masters Series, at the Red River National

Wildlife Refuge Headquarters Building in Bossier City, LA.

For those who don't know, George Daniel was a member of the international fly fishing team, Team USA, for 7 years. During that time he won the USA National Championship two years in a row, 2007/2008 and 2009 as well as finishing in the top five at the World Championships in 2006 in Portugal. George also finished in the top 10 several other years.

After seven years of international competition George retired from competition and now coaches TEAM USA and USA YOUTH FLY FISHING TEAM, teaches, lectures, conducts clinics, writes and manages his various business activities.

To date George has published two bestselling books, **DYNAMIC NYMPHING** and **STRIP-SET. DYNAMIC NYMPHING** teaches the various Euro Nymph methods of fly fishing which are used all over the world in competitive as well as recreational fly fishing. **STRIP-SET** teaches various methods of using larger streamer flies to catch very large trout during daylight hours as well as night. The primary thesis is that most fish eat bugs, but big fish also eat smaller fish.

A partial list of some of George's achievements in fly fishing are:

- Gold Medal (Individual) 2009 US Nationals
- Gold Medal (Team) 2009 US Nationals

(Continued on page 9)

Fly of the Month - Yellow-Bellied Frog

This articulated popper fly pattern created by John Collins has high movement and is tied hook-up to avoid snags. It helps you achieve a high percentage of hooked fish because the fish are no longer able to leverage a long popper hook shank in order to throw the fly.

This pattern demonstrates how the Fish-Skull® Articulated Shank™ can be used to add articulation to surface flies such as poppers and sliders. This is an exciting growth area in fly tying and offers significant advantages over the traditional methods of tying poppers.

Fly tying materials

Thread: 6/0, olive green.
Hook: Mustad, C52S BLN #4.

Popper body: EZ popper foam, long bodied.

Shank: Fish-Skull® Articulated Shank™, 35 mm.

Front legs: Round rubber legs; 2 green and 1 yellow, medium.

Back legs: 2 Hen neck feathers; dyed olive.

Hook body: Hen neck feathers; 1 dyed olive, 1 dyed yellow.

Fly tying instructions

Step 1



Paint your popper body the color you desire, then heat a bodkin and push it through the body at a 90-degree angle. This will give you a hole through the body for your rubber leg.

Step 2



Insert a bobbin threader through the hole and then insert 3 medium rubber legs through the loop in the threader.

Step 3




Pull threader back by pulling rubber legs into body and out the other side so length is even with tips on the other side of popper body. Cut rubber leg loops with scissors and trim both sides so all legs are even.

Step 4



Put your hook in the vise and attach a hen feather on the far side of the hook, halfway down hook shank. Put the shiny side towards the hook with the tip curving outward from the hook.

Step 5



Fly of the Month - Cont.

(Continued from page 4)

Attach feather on near side of hook with tip pointing out in opposite direction. After feathers are attached, cover hook shank completely with thread right up to the hook eye

Step 6



Attach 2 hen neck feathers, by the tips at the base of the feathers that were mounted in steps 4 and 5.

Step 7



Palmer hackle the two feathers together, covering the hook shank by winding forward to hook eye. Tie off and clip excess then proceed to tie a neat head.

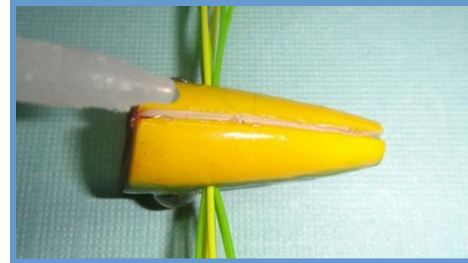
Step 8



Attach dressed hook to Articulated Shank with point of hook mounted up. Mount shank in vise with clip side up and tie closed with Kevlar thread. Hook should ride point up.

lated Shank with point of hook mounted up. Mount shank in vise with clip side up and tie closed with Kevlar thread. Hook should ride point up.

Step 9



Carefully squeeze some CA glue into slot on bottom of popper body.

Step 10



Take finished popper body and press down onto Articulated Shank. Make sure shank is completely embedded inside of popper body, with the shank's clip side up. This will keep the shank from spinning inside the popper body. Note: Dry fit body on shank before tying. You may need to make slot deeper and wider in order to fit properly over shank. This can be accomplished by

running the slot over a hacksaw blade.

Step 11



After embedding Shank, fill excess space with an instant epoxy, such as Clear Cure Goo or Bug Bond.

Step 12

Paint over cured epoxy, matching the color of the popper's belly.



Step 13

Go fishing!



Bluegill: Fly Fishing's Little Magic Bullet

By Kip Vieth

How do we get new fly anglers interested in the sport of fly fishing? We hear this question over and over again. The answer might be sitting in front of us and we don't even see it. This magic bullet is also a hell of a lot of fun for the seasoned angler as well.

What is it, you ask? It is *Lepomis macrochirus*, more commonly called a bluegill. No matter where you live, there are probably some of these little gems swimming in a pond or lake near you.

Let's face it, trout fishing can be hard and often a barrier to getting

new fly anglers off to a good start. Sometimes, as experienced anglers, we try to over think it. I often

ing than trout. I guide everything from trout to musky, and that includes bluegills. You know the say-



think of the acronym K.I.S.S. (Keep it simple, stupid). This applies to getting kids involved, your buddy who hasn't fished much, or anyone who has expressed some interest in giving it a whirl. There's nothing better than the humble bluegill to ensure a new fly angler has a great experience and gets put on the path to success.

Get Over It!

There's more to fly fish-

ing, "The tug is the drug." Who cares what's causing the tug as long as it's a tug? If you keep it simple, all paths lead to the bluegill.

If your buddy, wife, or even your parents express interest in taking up the sport, treat them like you would a kid. Give them a chance to be successful. Bluegill are fairly easy to catch and perhaps one of the most fun fish for the fly rod you can find. They can be taken on a

(Continued on page 7)



Bluegill: Fly Fishing's Little Magic Bullet - Cont.

(Continued from page 6)

very simple fly rig. A trout-sized fly rod, a simple top-water bug (such as a popper) and you're good to go. There's no need to talk about rigging, fly line weights, hatches, or a complicated cast. Just go fishing and have fun.

Watch It!

The great thing about bluegill fishing is that it is 90% visual. If a new angler can see the fish eat their bug the chances of them get-

ting involved in the sport are very high. The visual aspect of the sport is what drew me to it. There's nothing like seeing a fish eat your bug.

I see smallmouth bass blow up poppers, trout gently sip a dry fly, and 50" muskies crush large flies all season long. That being said, I still get just as excited watching a big bluegill slide under a bug, look at it, and then decide to eat it. It's a grand time and when it's on, it might be one of my favorite types of fly fishing. If a new fly angler

can experience that, you have, in most cases, made a fly angler for life.

Experience It!

I encourage experienced fly anglers to give the bluegill a chance too. They're just pure fun.

When I'm chasing bluegills, I slip into an almost kid-like trance. These little happy fish take me back to my childhood. It's almost like I'm transported back in time to my great grandmother's resort in



Bluegill: Fly Fishing's Little Magic Bullet - Cont.

(Continued from page 7)

Northeast Wisconsin, rowing a boat around the lake and catching fish.

There are no electronics. You don't have to worry about throwing a reach mend into your cast. You don't have to worry if you have the correct fly on. Are they taking cripples, nymphs, streamers? None of that. You're just fishing and having as good of a time that an angler can have.

is better than a nice bluegill fry.

Many lakes are overrun with them and need to be thinned. Harvesting a few doesn't harm the population. Remember, I said a few. Don't go crazy, especially if the bluegills are big. I've seen some lakes here in Minnesota get overharvested and an outstanding fishery turned into an ordinary one. Be smart about it and everything will be okay.

fare.

- Show a new angler the joy of fly fishing with the spunkiest little gems that swim, the bluegill.



About Kip Vieth:



Kip Vieth is the owner and head guide of Wildwood Float Trips. He lives on the banks of the greatest warm water river fishery in the United States, the Upper Mississippi River in Monticello, MN. Kip has been guiding for over 25 years and has owned Wildwood Float Trips for 15 years. He's an Orvis Endorsed Guide and in 2015 was nominated for Orvis Guide of the Year. He was also the outfitter for the Orvis Musky School. As an innovative fly designer, he's written and appeared in numerous outdoor publications and blogs. Kip is a popular speaker and presenter at fly fishing shows and clubs.




Photo by Will Conkwright, a professional photographer based out of Oriental, NC. To see more of his work, check out WillConkwright.com.

Remember, it's just fishing.

Eat It!

The little guys also taste good. I practice catch and release almost 100% of the time. That being said, if I want a good fish dinner, nothing

Quick Review.

- Bluegill are the perfect introductory species.
- They're just a lot of fun. They fight great, eat almost anything, and make great table

NLFF's 5th Annual Masters Series - Cont.

(Continued from page 3)

- Champions (Team) 2009 Healing Waters Two Fly Contest
- 8th Place (Team) 2009 World FF Championships, Scotland
- Head Coach: 2009 US Youth Fly Fishing Team, Czech Republic
- Head Coach: 2008 US Youth Fly Fishing Team, Portugal
- 8th Place (Team) 2008 World FF Championships, New Zealand
- Gold Medal (Team) Canada National FF Championships
- Gold Medal (Individual) 2007/2008 US Nationals
- Silver Medal (Team) 2007/2008 US Nationals
- Champions (Team Under Armour) 2007 Versus Fly Fishing Masters
- 6th Place (Team): 2007 World FF Championships, Finland
- Coaching Staff: 2007 World Youth FF Championships
- Gold Medal (Team) 2006 US Nationals
- 8th Place (Individual) 2006 US Nationals
- 5th Place (Individual) 2006 World Fly Fishing Championships, Portugal
- Gold Medal (Individual) 2006 Eastern US Nationals Qualifier
- Bronze Medal (Individual) 2006 Western US Nationals Qualifier
- Bronze Medal (Individual) 2005 Western US Nationals Qualifier
- 3rd place fishing (team) 2003 Fly Fishing Masters
- 1st place Casting Competition 2004 OLN Fly Fishing Masters



NLFF's 4th Annual Masters Series

If you want to be smarter, hang around smart people. That's the advice I have always been given. The 2016 NLFF Masters Series validated that wise old saying. Bob Clouser was simply a wealth of fly fishing knowledge.

Other fly fishermen have learned the value of spending time with a true "Master" in the sport of fly fishing. Four Fly fishing clubs (Contraband and Kisatchie Fly Casters from LA, Magnolia Fly Fishers from MS, and East Texas Fly Fishers from TX) and one fly shop (Gray Wolf Fly Shop in Shreveport) became strong supporters of this annual event. Without the support of these "sponsors", this amazing event would not be able to take place. It would be very tough

for the North Louisiana Fly Fishers to pull this off on our own.

For only \$35, the Masters Series is providing you a day to learn tricks and techniques that only a lifetime of practice can produce. It is fun to be able to say you have spent a day with Dave Whitlock, Davy Wotton, and now Bob Clouser. It is rewarding to head out to the water and practice the casting techniques you learned.

I've already put into practice Bob's casting tricks. Recently, I visited a favorite fishing spot in South Louisiana. The last few times I left fishless. This time I caught 15 nice fish in about 45 minutes. Thanks Bob!

In the past, my Clouser flies simply didn't look good. They were


too bulky in the front. After watching Bob tie a few Clouser Minnows, I learned the trick to having a nice smooth head to my deep minnow flies. Thanks again Bob!

By attending a Masters Series, you are not going just to brag about spending a day with a legend in the sport. You will walk away with a lifetime of knowledge that will truly help your fishing.

If you missed this year's very successful event, mark your calendar for July 22, 2017 when George Daniel will be the 5th Annual Masters Series speaker! Be sure and get your tickets as soon as they go on sale. This year was sold out. It will be a day of awe, learning and most of all fun!

~ Scott Irwin



NLFF Calendar

Aug 9th: NLFF Monthly Meeting. Red River Wildlife Refuge, 150 Eagle Bend Point, Bossier City, LA. Social hour at 6pm, meeting starts at 7pm. Richard Ramsey, guide/lecturer/teacher on the White and Norfolk rivers in Arkansas will speak and offer his size 16 to 26 flies for \$1 each.

Aug 18th: Fly Tying Workshop. White River Fly Shop in Bass Pro Shop in Bossier City, LA., 6:00-7:30pm. Steve Oliver will be tying an articulated frog topwater fly.

Aug 23rd: NLFF Executive Board meeting. 6:00pm at Bass Pro Shop in Bossier City, LA upstairs in the conference room directly across from the elevator.

Sept 13th: NLFF Monthly Meeting. Red River Wildlife Refuge, 150 Eagle Bend Point, Bossier City, LA. Social hour at 6pm, meeting starts at 7pm. Tom Bullock will be reviewing George Daniel's book "Strip Set".

Sep 15th: Fly Tying Workshop. We will not have fly tying this month due to the scheduling conflicts with other events.

Sep 27th: NLFF Executive Board meeting. 6:00pm at Bass Pro Shop in Bossier City, LA upstairs in the conference room directly across from the elevator.

Oct 11th: NLFF Monthly Meeting. Red River Wildlife Refuge, 150 Eagle Bend Point, Bossier City, LA. Social hour at 6pm, meeting starts at 7pm.

Oct 15: "Kayaking the Caddo". This outing for club members only costs \$20.00. Deadline to sign up and pay for your spot is the September 13th NLFF club meeting. More details to come.

Oct 20th: Fly Tying Workshop. White River Fly Shop in Bass Pro Shop in Bossier City, LA., 6:00-7:30pm. Chris Pierce will be tying a clouser.

Oct 25th: NLFF Executive Board meeting. 6:00pm at Bass Pro Shop in Bossier City, LA upstairs in the conference room directly across from the elevator.

Nov 8th: NLFF Monthly Meeting. This is our Annual Banquet meeting. This year, our banquet will be held at Jan's River Restaurant in Greenwood, LA. More details to come.

Nov 17th: Fly Tying Workshop. White River Fly Shop in Bass Pro Shop in Bossier City, LA., 6:00-7:30pm. Brett Rowell will be tying a "Golf Tee Popper".

NEWSLETTER ITEMS DUE!
SEND ITEMS TO EDITOR:
STORIES, PHOTOS, ITEMS OF
INTEREST ARE ALL
WELCOME!

Upcoming Events

Aug 20th: "12th Contraband Fly Fishing Expo". Moss Bluff United Methodist Church. 8:30am - 4:00pm. FREE Admission. Fly Tying, Casting Demos, Lure Exhibits, Auctions / Raffles, Food and Refreshments, Equipment Displays and more! Public invited. For more details, go to www.contrabandflycasters.net or contact Warren Landry (337) 853-7755.

Aug 26th - 27th: "Ride the Bull 7". World's Largest Kayak Fishing Tournament. Hosted by Calmwater Charters and CCA. Bridgeside Marina, Grand Isle, LA. Friday - Captain's Dinner and Calmwater Film Festival starts at 7pm. Saturday - Tournament and Awards Ceremony. For more information and complete rules see www.calmwatercharter.net/ridethebull/index.html.

Sep 8th - 10th: "2016 Destination Texas Fly Fishing Expo". Hosted by the International Federation of Fly Fishers (IFFF) Texas Council. Friday-Sunday, September 8-10, 2016, Grapevine Convention Center, Grapevine, TX. More details forthcoming. Go to www.txflyfishexpo.com or www.texasCounciliff.org

Sep 16th - 18th: "IFFF Gulf Coast Council Fly Fishing Fair". Hosted by the International Federation of Fly Fishers (IFFF) Gulf Coast Council. Friday-Sunday, September 16-18, 2016, Gulf Coast Fly Fishing Fair September 16-17, 2016, Civic Center, Ocean Springs, MS. In addition to programs, fly tying demonstrations, casting classes and workshops, there's also a Friday evening casual dinner at the beach with awards, drinks, food, and an auction. On Saturday morning, there's a breakfast at the Gulf Coast Research Lab. Here's the best part - admission is FREE and most of the activities are FREE. Folks can register online for some of the workshops, For more info, go to www.gulfcoastfff.org.

Oct 1st: "8th Annual Rio Grande Rodeo". Hosted by the New Orleans Fly Fishers. New Orleans City Park, 7:30a - 12noon. For more info call or email AJ Rosenbohm at 504-952-1340 or nolaflyguy@att.net.



Artwork by Dave Whitlock

North Louisiana Fly Fishers

First IFFF Affiliated Club in Louisiana

P.O. Box 29531

Shreveport, LA 71149

email: nlffclub@gmail.com

We're on the Web!

www.northlaflyfishers.org

Founded in 1984

Serving the Ark-La-Tex for over 30 years

It is the charge of the North Louisiana Fly Fishers to afford the general public and our members in particular, a better understanding of Fly Fishing, Fly Tying, and Rod Building. We wish to perpetuate the sport as a most pleasurable and exciting fishing method and provide education, instruction and the opportunities for relaxation to the membership.

The North Louisiana Fly Fishers (NLFF) Club serves the Ark-La-Tex area surrounding Shreveport. As the closest cold water fishery, we consider the Little Missouri (Little' Mo) River near Murfreesboro, AR our home waters. We also fish the local rivers and lakes. We even have a growing group of kayak fishermen that, as well as the local rivers and lakes, will fish the gulf coast marshes for some saltwater action!

We meet the second Tuesday of every month at the Red River Wildlife Refuge (150 Eagle Bend Point, Bossier City, LA). Meeting starts at 7pm but come about 6pm to visit, tie flies and practice casting when the weather permits. See you there!